


Mag-Bind® Universal Pathogen DNA 96 Kit

High throughput DNA and viral RNA isolation from a variety of sample sources

CAT NO: M4029



Disruptor Plate

Pre-filled with glass beads

Simultaneous homogenization & lysis of samples



Bead-Based

Scalable purification



Inhibitor-Free

DNA and viral RNA



Safe

No phenol-chloroform extractions

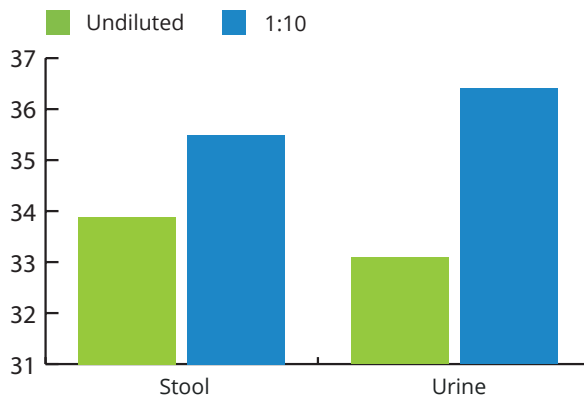


Automatable

Adaptable on most open-ended liquid handlers

Mag-Bind® Universal Pathogen DNA 96 Kit allows rapid and reliable isolation of high quality host genomic DNA, gram-positive and -negative bacterial DNA, fungal spore DNA, and viral DNA and viral RNA from tissue, urine, serum, and fecal samples. The extraction system allows for automation after sample lysis via Hamilton Microlab® STAR™, Thermo KingFisher® Flex™, Applied Biosystems® MagMAX™ 96, Qiagen BioSprint® 96, and other liquid handling instruments. Typical automated processing time is 1 hour for 96 samples.

This novel system combines the rapid magnetic response time of Mag-Bind® technology with the uniquely formulated RBB Buffer to eliminate the isolation of PCR-inhibiting compounds along with the nucleic acids of interest. No organic extractions are involved, reducing plastic waste and hands-on time, and making it amenable for high throughput applications. Purified DNA is suitable for a variety of applications including NGS, PCR, restriction digestion, etc.

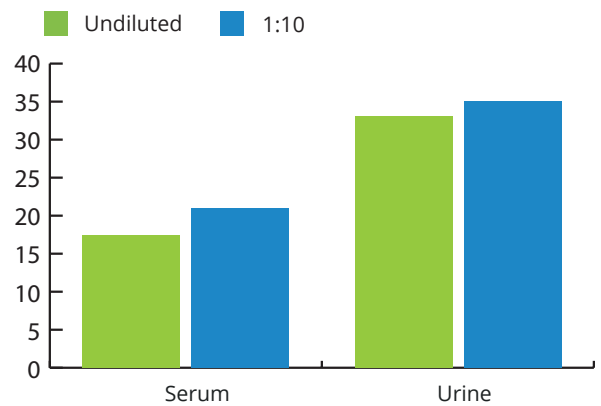


Detection of Gram-Positive Bacteria

Figure 1. Group B *Streptococcus* was spiked into corresponding sample types and isolated with the Mag-Bind® Universal Pathogen DNA 96 Kit. 20 µL SYBR® qPCR was performed in triplicate on primers specific to the target organism. Average of triplicate data is shown.

Detection of Gram-Negative Bacteria

Figure 2. *E. coli* cells cultured overnight in LB broth and was spiked into corresponding sample types and isolated with the Mag-Bind® Universal Pathogen DNA 96 Kit. 20 µL SYBR® qPCR was performed in triplicate on primers specific to the target organism. Average of triplicate data is shown.



Product Description	Preps	Cat No.
Mag-Bind® Universal Pathogen DNA 96 Kit	1 x 96	M4029-00
	4 x 96	M4029-01

For free samples of any of our kits, visit www.omegabiotek.com



innovations in nucleic acid isolation

Omega Bio-tek, Inc.
400 Pinnacle Way, Suite 450
Norcross, GA 30071

Phone: 770-931-8400
Email: info@omegabiotek.com
Web: www.omegabiotek.com



© 2018 Omega Bio-tek, Inc. All rights reserved. E.Z.N.A., E-Z 96 and Mag-Bind are trademarks of Omega Bio-tek, Inc. All other trademarks and trade names are the property of their respective holders. For research use only. Lit No. SL-0017

Mag-Bind® Universal Pathogen DNA 96 Kit

High throughput DNA and viral RNA isolation from a variety of sample sources

CAT NO: M4029

Detection of Viral DNA

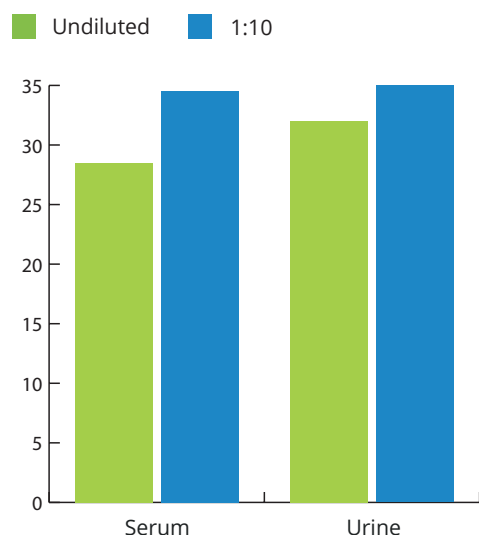


Figure 3. HBV virus was spiked into corresponding sample types and isolated with Mag-Bind® Universal Pathogen DNA 96 Kit. 20 µL SYBR® qPCR was performed in triplicate on primers specific to the target organism. Average of triplicate data is shown.

Detection of Viral RNA

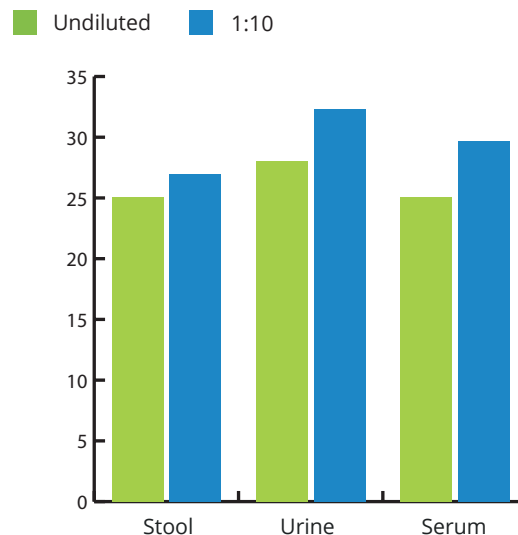


Figure 4. Influenza A/B virus was spiked into corresponding sample types and isolated with the Mag-Bind® Universal Pathogen DNA 96 Kit. 20 µL SYBR® qPCR were performed in triplicate on primers specific to the target organism. Average of triplicate data is shown.